

## RIVKLE® Sealcote blind rivet nut

Stainless steel | Knurled | Cylindrical | Closed

Note: Watertightness from IPX7 to IPX4 according to application configuration.

Technical information can be found on the last page.



Diameter (d)	Article number	Drilling diameter d nominal size	B	E nominal size	L <sub>2</sub>	e		Length (l) nominal size	S
						min.	max.		
M 5	23396050503	7.1	9	1	14.0	0.7	1.5	17.8	S = 2.8 - e
	23396050504					1.5	3.0	19.3	S = 4.5 - e
M 6	23396060508	9.1	11	1.5	13.7	0.7	1.5	18.3	S = 2.4 - e
	23396060509					1.5	3.0	19.8	S = 4.7 - e
M 8	23396080503	11.1	14	1.5	16.6	0.8	1.5	21.3	S = 3.2 - e
	23396080504					1.5	3.0	22.8	S = 4.7 - e

All technical data refer to the measure mm





**Head diameter**  
**Overall length**  
**Thread size**



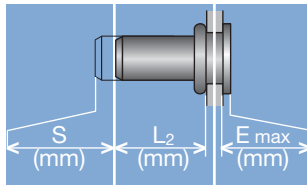
**Grip range**

Defines the range of total thickness of the customers part (even if it consists of more than one layer)



**Hole geometry**

If round → diameter  
 If hexagonal → wigth across flats



**Head projection after setting**

Variable according to the application (setting load, material substrate, etc.)

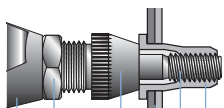
**Blind side projection after installation**

Defines the clearance needed on the blind side (cannot be used for quality control)


**Setting stroke**

Difference of total length before and after installation

**RIVKLE® Nut**



**RIVKLE® Stud**



- RIVKLE®
- Mandrel\*
- Customers part
- Anvil\*
- Counter nut
- Setting tool

\*in accordance to chosen RIVKLE®\*

All technical data refer to the measure mm

